





BVPI Quarterly for
Economic Development & Planning
2005/2006

Development Services



BVPI 109.1

| Percentage of planning applications determined in line with the Government's new development control targets to determine: (a) 60% of major applications in 13 weeks; | | | | | | | | | | |
|---|-------------------|--------|---|-----------------------------|-----|---------|---------|---------|----------|---|
| Format | Actuals 2004/2005 | | | Progress For Year 2005/2006 | | | | | | |
| | SDC | Top 25 | Nat | Target | | 1st Qtr | 2nd Qtr | 3rd Qtr | Last Qtr | On Target |
| | | | | GOV | SDC | | | | | |
| % | 76% | 63.64% |  | n/a | n/a | n/a | n/a | n/a | n/a |  |



BVPI 109.2

| Percentage of planning applications determined in line with the Government's new development control targets to determine:b) 65% of minor applications in 8 weeks; | | | | | | | | | | |
|--|-------------------|--------|--|-----------------------------|-----|---------|---------|---------|----------|--|
| Format | Actuals 2004/2005 | | | Progress For Year 2005/2006 | | | | | | |
| | SDC | Top 25 | Nat | Target | | 1st Qtr | 2nd Qtr | 3rd Qtr | Last Qtr | On Target |
| | | | | GOV | SDC | | | | | |
| % | 71% | n/a |  | 65% | 59% | n/a | n/a | n/a | n/a |  |



BVPI 109.3

| Percentage of planning applications determined in line with the Government's new development control targets to determine:(c) 80% of other applications in 8 weeks | | | | | | | | | | |
|--|-------------------|--------|---|-----------------------------|-----|---------|---------|---------|----------|---|
| Format | Actuals 2004/2005 | | | Progress For Year 2005/2006 | | | | | | |
| | SDC | Top 25 | Nat | Target | | 1st Qtr | 2nd Qtr | 3rd Qtr | Last Qtr | On Target |
| | | | | GOV | SDC | | | | | |
| % | 89% | 85% |  | n/a | n/a | n/a | n/a | n/a | n/a |  |

BVPI 204



| Percentage of appeals allowed against the authority's decision to refuse planning applications. | | | | | | | | | | |
|---|-------------------|--------|---|-----------------------------|-----|---------|---------|---------|----------|---|
| Format | Actuals 2004/2005 | | | Progress For Year 2005/2006 | | | | | | |
| | SDC | Top 25 | Nat | Target | | 1st Qtr | 2nd Qtr | 3rd Qtr | Last Qtr | On Target |
| | | | | GOV | SDC | | | | | |
| % | 20.90% | n/a |  | n/a | n/a | n/a | n/a | n/a | n/a |  |

BVPI 205



| Quality of service checklist. | | | | | | | | | | |
|-------------------------------|-------------------|--------|---|-----------------------------|-----|---------|---------|---------|----------|---|
| Format | Actuals 2004/2005 | | | Progress For Year 2005/2006 | | | | | | |
| | SDC | Top 25 | Nat | Target | | 1st Qtr | 2nd Qtr | 3rd Qtr | Last Qtr | On Target |
| | | | | GOV | SDC | | | | | |
| Number | 94% | n/a |  | n/a | n/a | n/a | n/a | n/a | n/a |  |

Forward Plan & T



BVPI 106

| Percentage of new homes built on previously developed land. | | | | | | | | | | |
|---|-------------------|--------|---|-----------------------------|-----|---------|---------|---------|----------|---|
| Format | Actuals 2004/2005 | | | Progress For Year 2005/2006 | | | | | | |
| | SDC | Top 25 | Nat | Target | | 1st Qtr | 2nd Qtr | 3rd Qtr | Last Qtr | On Target |
| | | | | GOV | SDC | | | | | |
| % | n/a | 93.5% |  | n/a | n/a | n/a | n/a | n/a | n/a |  |

BVPI 200.1

| Did the Local Planning Authority submit the Local Development Scheme (LDS) by 28th March 2005 and thereafter maintain a 3-year rolling programme? | | | | | | | | | | |
|---|-------------------|--------|---|-----------------------------|-----|---------|---------|---------|----------|---|
| Format | Actuals 2004/2005 | | | Progress For Year 2005/2006 | | | | | | |
| | SDC | Top 25 | Nat | Target | | 1st Qtr | 2nd Qtr | 3rd Qtr | Last Qtr | On Target |
| | | | | GOV | SDC | | | | | |
| Yes/No | Yes | n/a |  | n/a | Yes | n/a | n/a | n/a | n/a |  |

BVPI 200.2

| Has the Local Authority met the milestones which the current Local Development Scheme (LDS) sets out? | | | | | | | | | | |
|---|-------------------|--------|---|-----------------------------|-----|---------|---------|---------|----------|---|
| Format | Actuals 2004/2005 | | | Progress For Year 2005/2006 | | | | | | |
| | SDC | Top 25 | Nat | Target | | 1st Qtr | 2nd Qtr | 3rd Qtr | Last Qtr | On Target |
| | | | | GOV | SDC | | | | | |
| Yes/No | n/a | n/a |  | n/a | Yes | n/a | n/a | n/a | n/a |  |

Marketing E D & T

BVPI 547

| Number of visits to SWEP property website | | | | | | | | | | |
|---|-------------------|--------|-----|-----------------------------|-----|---------|---------|---------|----------|-----------|
| Format | Actuals 2004/2005 | | | Progress For Year 2005/2006 | | | | | | |
| | SDC | Top 25 | Nat | Target | | 1st Qtr | 2nd Qtr | 3rd Qtr | Last Qtr | On Target |
| | | | | GOV | SDC | | | | | |
| Number | 1863 | n/a | ? | n/a | n/a | n/a | n/a | n/a | n/a | ? |

BVPI 548

| Number of SWEP members | | | | | | | | | | |
|------------------------|-------------------|--------|-----|-----------------------------|-----|---------|---------|---------|----------|-----------|
| Format | Actuals 2004/2005 | | | Progress For Year 2005/2006 | | | | | | |
| | SDC | Top 25 | Nat | Target | | 1st Qtr | 2nd Qtr | 3rd Qtr | Last Qtr | On Target |
| | | | | GOV | SDC | | | | | |
| Number | 713 | n/a | ? | n/a | 650 | n/a | n/a | n/a | n/a | ? |

BVPI 549

| Membership of STP | | | | | | | | | | |
|-------------------|-------------------|--------|-----|-----------------------------|-----|---------|---------|---------|----------|-----------|
| Format | Actuals 2004/2005 | | | Progress For Year 2005/2006 | | | | | | |
| | SDC | Top 25 | Nat | Target | | 1st Qtr | 2nd Qtr | 3rd Qtr | Last Qtr | On Target |
| | | | | GOV | SDC | | | | | |
| Number | 284 | n/a | ? | n/a | 300 | n/a | n/a | n/a | n/a | ? |

BVPI 550

| Satisfaction level of STP members | | | | | | | | | | |
|-----------------------------------|-------------------|--------|-----|-----------------------------|-----|---------|---------|---------|----------|-----------|
| Format | Actuals 2004/2005 | | | Progress For Year 2005/2006 | | | | | | |
| | SDC | Top 25 | Nat | Target | | 1st Qtr | 2nd Qtr | 3rd Qtr | Last Qtr | On Target |
| | | | | GOV | SDC | | | | | |
| % | e 89% | n/a | ? | n/a | 90% | n/a | n/a | n/a | n/a | ? |

BVPI 551

| Average length of stay of staying visitors | | | | | | | | | | |
|--|-------------------|--------|-----|-----------------------------|-----|---------|---------|---------|----------|-----------|
| Format | Actuals 2004/2005 | | | Progress For Year 2005/2006 | | | | | | |
| | SDC | Top 25 | Nat | Target | | 1st Qtr | 2nd Qtr | 3rd Qtr | Last Qtr | On Target |
| | | | | GOV | SDC | | | | | |
| Days | 3.99 | n/a | ? | n/a | n/a | n/a | n/a | n/a | n/a | ? |